

Oregon Health Authority
Oregon State Hospital

OSH Update

Presented to

House Behavioral Health Committee

February 17, 2022

Dolly Matteucci, OSH Superintendent



2021 Census

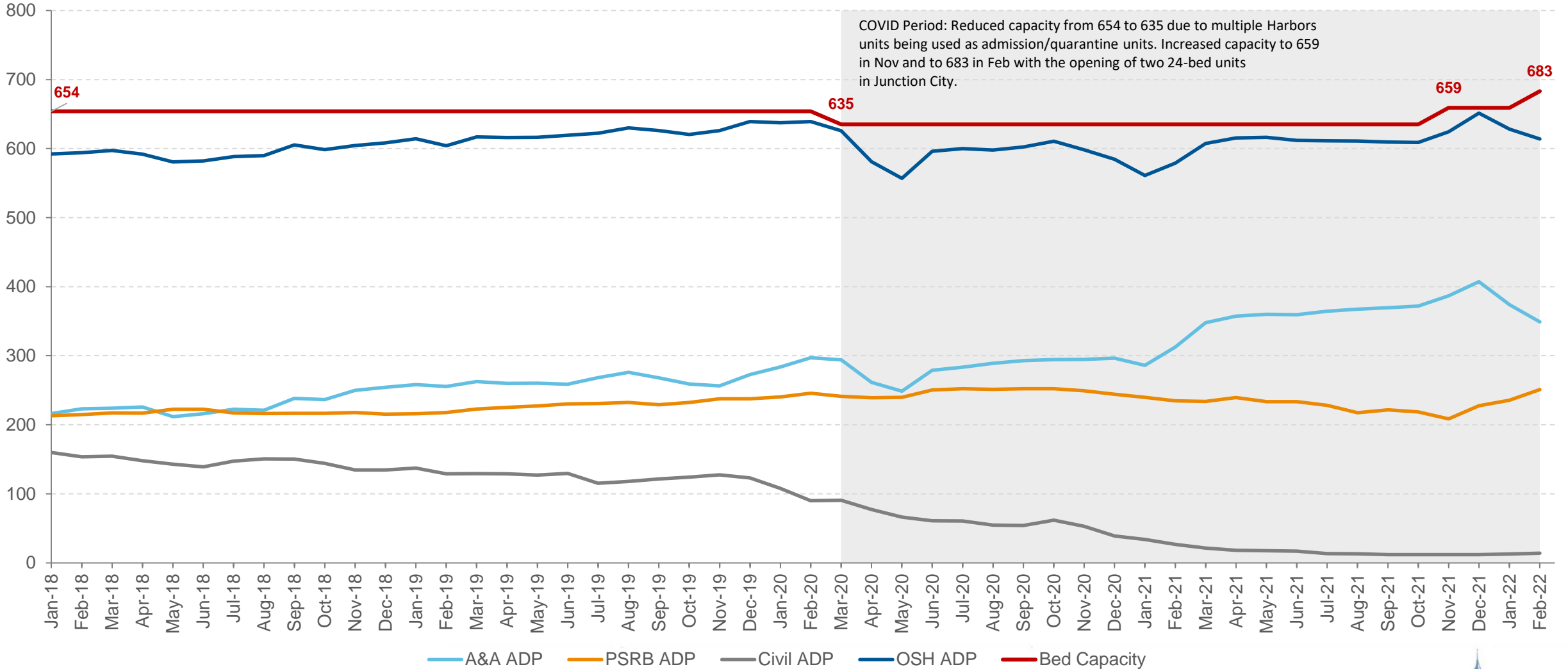
In 2021, Oregon State Hospital provided treatment for 1,424 people committed by the courts or the Psychiatric Security Review Board.

Commitment Type	Salem (ADP)	JC (ADP)	Total (ADP)	% Pop	Admits	% Admits	Median LOS
Civil (civil commitment, voluntary, voluntary by guardian)	10.3	7.0	17.4	2.9%	4	0.4%	314
Guilty Except for Insanity / PSRB	140.9	87.1	228.0	37.4%	53	5.7%	968
Aid and Assist	357.8	0.0	357.8	58.7%	870	93.9%	91
Other (corrections, hospital hold)	4.7	1.3	6.0	1.0%	0	0.0%	N/A
Total	513.7	95.4	609.2	100.0%	927	100.0%	119

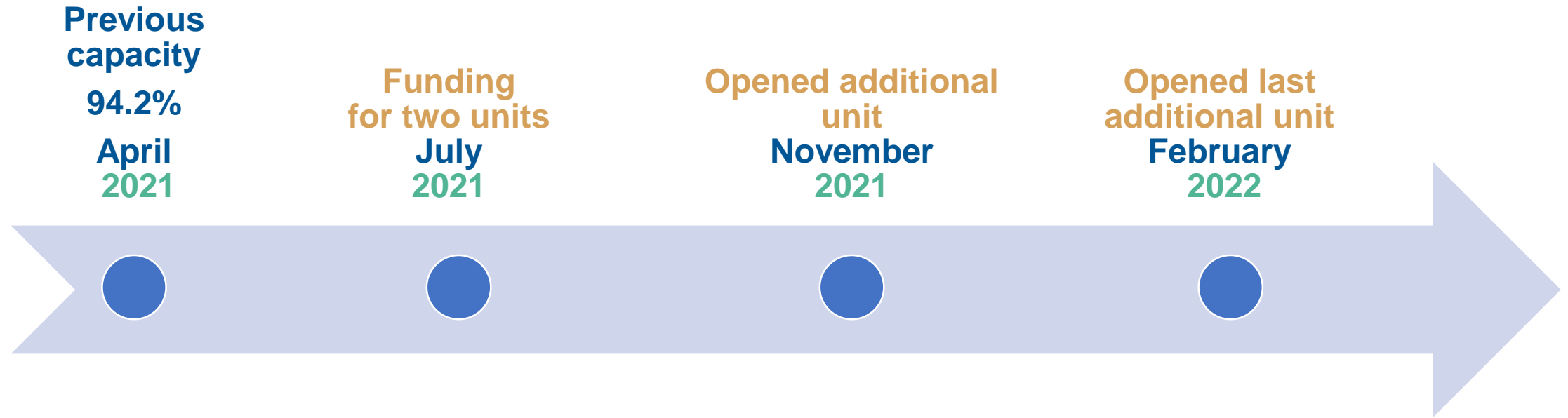


Oregon State Hospital Capacity

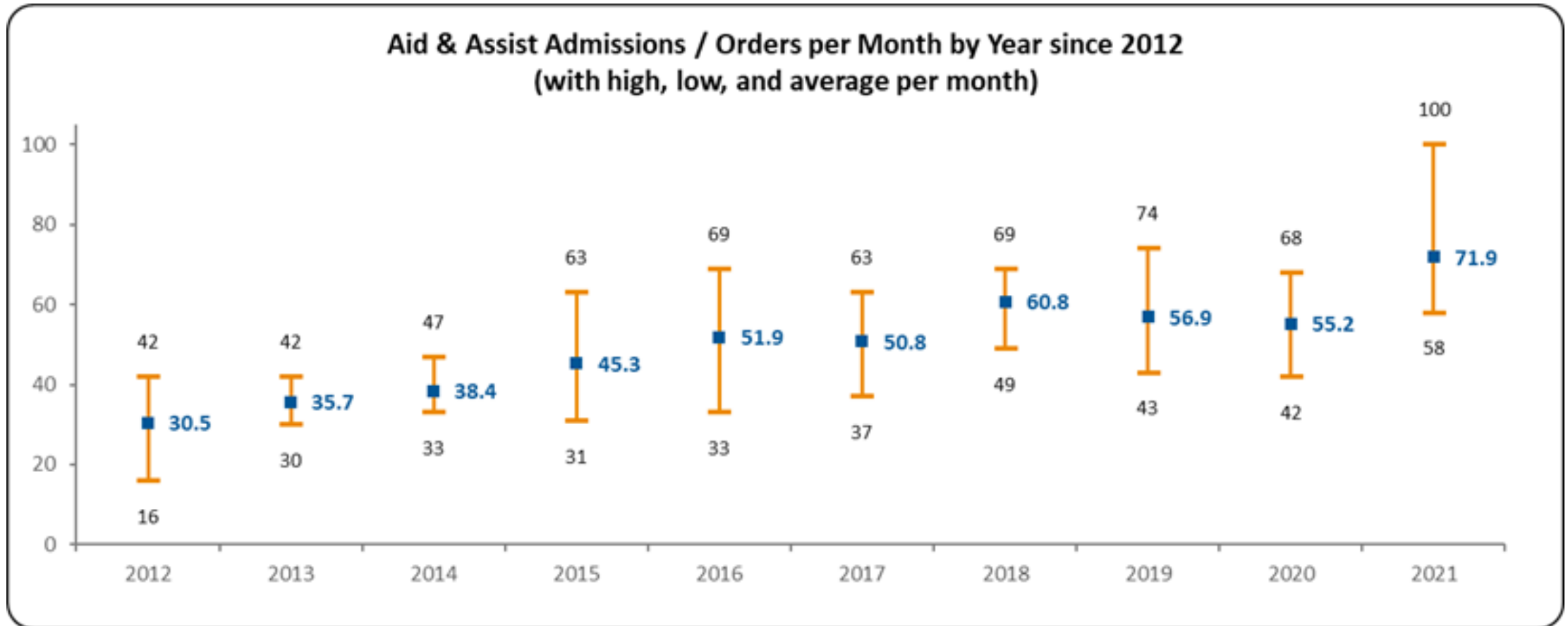
Oregon State Hospital Bed Capacity and Average Daily Population by Legal Status Type



Increased capacity- the path we are on



Aid and Assist orders



People waiting for admission to Oregon State Hospital

Aid and Assist	Civil	GEI / PSRB
94	24	5

People waiting for admission and discharge: Updated February 15, 2022



People waiting for discharge from Oregon State Hospital

Salem - RTP (Aid and Assist)	Salem - RTT (Civil)	Salem/JC - CRR (PSRB)
78 Patients are Ready to Place	5 Patients are Ready to Transition:	32 Patients listed as CRR
7 Patients with LOCUS score of 6	3 Patients being considered for SRTF placement (1 patient is being looked at for APD eligibility)	15 Patients referred for SRTF
38 Patients with LOCUS score of 5	1 Patients pending updates on placement.	13 Patients referred for RTF/RTH
22 Patients with LOCUS score of 4	1 Just added to RTT status on 02/02. Pending update.	1 Patient for Independent
10 Patients with LOCUS score of 3		2 Patient referred for I/DD placement
1 Patient with LOCUS score of 2		1 Patient for DOC



Joint Stipulation to appointment of a neutral expert

- Plaintiff Disability Rights Oregon (DRO), Plaintiff Metropolitan Public Defender (MPD) and Defendants Patrick Allen, Director of Oregon Health Authority and Dolores Matteucci, Superintendent of OSH, jointly petitioned the Court for an order to consolidate two related cases.
- They also jointly requested the appointment of Dr. Debra Pinals as a neutral expert in both matters to make recommendations both short and long-term recommendations to address OSH capacity issues.



Court appointed neutral expert:

Initial report addressing capacity issues at OSH

- Pursue avenues to **expedite and improve discharge processes**, including but not limited to:
 - Advocacy for legislation that would require **county fiscal responsibility** for individuals in OSH who do not require hospital level of care;
 - Development of methods to **enhance SB 295 processes**;
 - Refinement of **discharge policies/protocols**.
- Continue to **examine community barriers** to preventing unnecessary admissions including diversion, maximizing the use of beds for those requiring hospital level care.



Court appointed neutral expert:

Initial report addressing capacity issues at OSH continued

- Consider **evaluation order trends** and determine if there are areas that can be addressed to gain efficiencies and reduce wait times;
- Advocate for the **adoption of the OSH staffing request**;
- Regularly **continue to meet with the plaintiffs and neutral expert**;
- Regularly **meet, along with plaintiffs, with leadership from DOJ** to inform discussion that can lead to progress vis a vis compliance.



Court appointed neutral expert:

Initial report admissions protocol

- **Coordinate admissions lists** between people under GEI and Aid & Assist orders to reduce overall jail times of both groups;
- Use opening of the additional **Junction City unit to facilitate admissions and equalize wait times** to create the ability for a more uniform admissions protocol;
- Develop infrastructure improvements to help **monitor compliance** and tracking through a shared **data dashboard** and further develop admissions strategies and hospital capacity by tracking data in a consistent manner.



OHA/OSH Staffing Report

- The Oregon Health Authority (OHA) shall consult with relevant stakeholders to resolve staffing shortfalls at the Oregon State Hospital.
- The stakeholders include, but are not limited to, managerial and direct care staff employed by the Oregon State Hospital; community mental health programs; and hospital and other health care providers.
- No later than Nov. 1, 2021, OHA shall submit a financially and programmatically sustainable plan to the Emergency Board or Interim Joint Committee on Ways and Means that provides solutions for maintaining appropriate daily staffing levels to ensure the safety of both patients and staff.

The Report is available [here](#).



Recommendations From the Staffing Solutions Workgroup

Direct Care Services

The Staffing Solutions workgroup produced five recommendations of need:

	2021-23	2023-25	Positions
Posting Factor	\$24,874,642	\$49,196,873	283
Training Coordination and Support	\$545,711	\$638,379	1
Scheduling System Enhancements & Support	\$224,397	\$253,407	1
Police/Fire/Call Center Retirement Benefits	TBD	TBD	-
36-hour Nurse Schedule	TBD	TBD	-
Staffing Solution Recommendation Total	\$25,644,750	\$50,088,659	285



OSH Staffing Solutions

- **Retirement structure:**

- The Staffing Solutions workgroup recommends a change in PERS benefits for all OSH employees. OSH would need support from other agencies to consider the impacts of this recommendation.

- **36-hour nurse schedules:**

- The Staffing Solutions workgroup recognizes a need to make changes to recruit and retain nurses (RN/LPN) at OSH. The group recommends that a 36-hour work week is equivalent to full time, with full-time benefits. The 40-hour work week is no longer used within hospital settings for Registered Nurses.



Original 2021-23 Staffing Proposal

Classification	Hiring March 1, 2022			Hiring October 1, 2022			Hiring April 1, 2023			Total		
	Pos	FTE	Total Expense	Pos	FTE	Expense	Pos	FTE	Expense	Pos	FTE	Total Expense
Licensed Practical Nurse	16	10.72	\$ 1,841,330	10	3.80	\$ 647,339	5	0.65	\$ 107,888	31	15.17	\$ 2,596,558
Mental Health Registered Nurse	26	17.42	\$ 4,858,779	14	5.32	\$ 1,471,651	11	1.43	\$ 385,436	51	24.17	\$ 6,715,866
Mental Health Therapy Tech	76	50.92	\$ 7,306,345	38	14.44	\$ 2,054,924	19	2.47	\$ 342,487	133	67.83	\$ 9,703,756
Mental Health Therapist 2	36	24.12	\$ 3,889,984	18	6.84	\$ 1,094,057	9	1.17	\$ 182,346	63	32.13	\$ 5,166,387
Nurse Manager	2	1.34	\$ 417,857	2	0.76	\$ 235,044	1	0.13	\$ 39,174	5	2.23	\$ 692,075
Nursing	156	104.52	\$ 18,314,295	82	31.16	\$ 5,503,015	45	5.85	\$ 1,057,332	283	141.53	\$ 24,874,642
Safety and Security	10	6.70	\$ 1,057,848	10	3.80	\$ 570,189	-	-	\$ -	20	10.50	\$ 1,628,037
Clinical	17	11.39	\$ 2,213,129	13	4.94	\$ 945,236	-	-	\$ -	30	16.33	\$ 3,158,365
Operations	10	6.70	\$ 1,101,993	-	-	\$ -	-	-	\$ -	10	6.70	\$ 1,101,993
Other	16	10.72	\$ 2,293,027	-	-	\$ -	-	-	\$ -	16	10.72	\$ 2,293,027
Grand Total	209	140.03	\$ 24,980,292	105	39.90	\$ 7,018,440	45	5.85	\$ 1,057,332	359	185.78	\$ 33,056,064
Training; Time and Attendance System											\$ 450,000	
Grand Total											\$ 33,506,064	



Revised 2021-23 Staffing Proposal

Classification	Hiring May 1, 2022			Hiring November 1, 2022			Hiring May 1, 2023			2021-23 Total		
	Pos	FTE	Total Expense	Pos	FTE	Expense	Pos	FTE	Expense	Pos	FTE	Total Expense
Licensed Practical Nurse	16	9.28	\$ 1,683,594	10	3.30	\$ 601,275	5	0.40	\$ 75,162	31	12.98	\$ 2,360,031
Mental Health Registered Nurse	11	6.38	\$ 1,848,480	14	4.62	\$ 1,344,343	26	2.08	\$ 624,166	51	13.08	\$ 3,816,989
Mental Health Therapy Tech	19	11.02	\$ 1,684,286	38	12.54	\$ 1,924,833	76	6.08	\$ 962,493	133	29.64	\$ 4,571,612
Mental Health Therapist 2	9	5.22	\$ 891,681	18	5.94	\$ 1,019,061	36	2.88	\$ 509,522	63	14.04	\$ 2,420,263
Nurse Manager	2	1.16	\$ 375,455	2	0.66	\$ 214,545	1	0.08	\$ 26,818	5	1.90	\$ 616,818
Nursing	57	33.06	\$ 6,483,496	82	27.06	\$ 5,104,057	144	11.52	\$ 2,198,160	283	71.64	\$ 13,785,713
Safety and Security	10	5.80	\$ 964,706	10	3.30	\$ 532,695	-	-	\$ -	20	9.10	\$ 1,497,401
Clinical	12	6.96	\$ 1,459,619	11	3.63	\$ 717,594	7	0.56	\$ 119,844	30	11.15	\$ 2,297,058
Operations	5	2.90	\$ 548,134	5	1.65	\$ 265,197	-	-	\$ -	10	4.55	\$ 813,331
Other	10	5.80	\$ 1,354,988	4	1.32	\$ 260,467	2	0.16	\$ 39,177	16	7.28	\$ 1,654,632
Grand Total	94	54.52	\$ 10,810,943	112	36.96	\$ 6,880,010	153	12.24	\$ 2,357,181	359	103.72	\$ 20,048,134
Training; Time and Attendance System											\$ 450,000	
Grand Total											\$ 20,498,134	



Thank you.

